



Made in USA



Linear LED Lighting
TRX 100C-VR1-24L-T3
24 LED



20725 NE. 16 AVE. #A-33
MIAMI, FLORIDA 33179

TEL: (305) 652-2599

FAX: (305) 650-8812

WWW.LUMIRON.COM

EMAIL:SALES@LUMIRON.COM

Feature

1. Dimmable, DMX, Wi-Fi, RF Wireless
2. Low Power Consumption
3. Easy Installation and Low Maintenance
4. Custom Lengths and Unique Color Sequencing Available

Application

The new TRX 100C – VR1 – 24L – T3 Linear LED is a great product to improve the light for your future Cove and Architectural work, Jewelry Showcases, Museum Lighting, and Marine Lighting. The product contains 24 LED's with the option of having two colors that creates an exceptional view for the eye.

Specifications

Lengths	6 Inch – 10 Inch	*Custom Lengths Available
Diameter	0.99"	
Color Temperature	Warm White / Neutral White / Cool White / Red / Amber / Green / Blue	
Wattage	6 Watts	
Lumens	581 lm	
Input Voltage	12 or 24 VDC	
View Angle	120 degrees	
LED Spacing	0.5 Inch Center to Center	
LED Type	T3	
IP Rating	Indoor Standard – outdoor IP67 EPX Series	
Lens	Clear Acrylic Standard	
Housing	Anodized Clear Aluminum Extrusion	* Custom Colors Available (e.g., Gold, Black..)
Mounting	Wall Snap Mounting Standard	
Leads	2 Foot 18G 2 Cond	*Custom Wire lengths Available

Order Codes

SERIES	LENGTH	COLOR TEMP	#LED / F	VOLTAGE	IP LISTING	LENS	MOUNTING
TRX 100C-VR1	6" – 10'	CW Cool White NW neutral white WW warm white SCL single color LED RGB&W	24L T3 6W/FT	12 or 24VDC	IN Indoor EPX Outdoor	CL clear MK Milky	VR1






Order Example

SERIES	LENGTH	COLOR TEMP	#LED / F	VOLTAGE	IP LISTING	LENS	MOUNTING
TRX 100C-VR1	5'6"	CW	24L T3	12 VDC	IN Indoor	CL clear	VR1


3D Modeling

Front View



PART #	MODEL	LED COLOR	TYPE	# of LED	VOLT
TRX 100C - VR1					
1050 - TRX100 - 100	TRX 100C - VR1 - 18CWL - 12V	COOL WHITE	T3	18	12VDC
1050 - TRX100 - 101	TRX 100C - VR1 - 18NWL - 12V	NEUTRAL WHITE	T3	18	12VDC
1050 - TRX100 - 102	TRX 100C - VR1 - 18WWL - 12V	WARM WHITE	T3	18	12VDC
TRX 100C - VR1 ACCESSORIES					
PART #	MODEL		DESCRIPTION		
4000 - ACC100C1 - 100	BR - TRX 100C1 - BA1	BASE	 		
4000 - ACC100C1 - 101	BR - TRX 100C1 - EN1	END CAP			
4000 - ACC100C1 - 102	BR - TRX 100C1 - TU1	24" TUBE			
4000 - ACC100C1 - 103	BR - TRX 100C1 - NT1	NUT			

Dimmable

120°


Transf. Excl.

IP 20


IP 67 EPX


←

↑

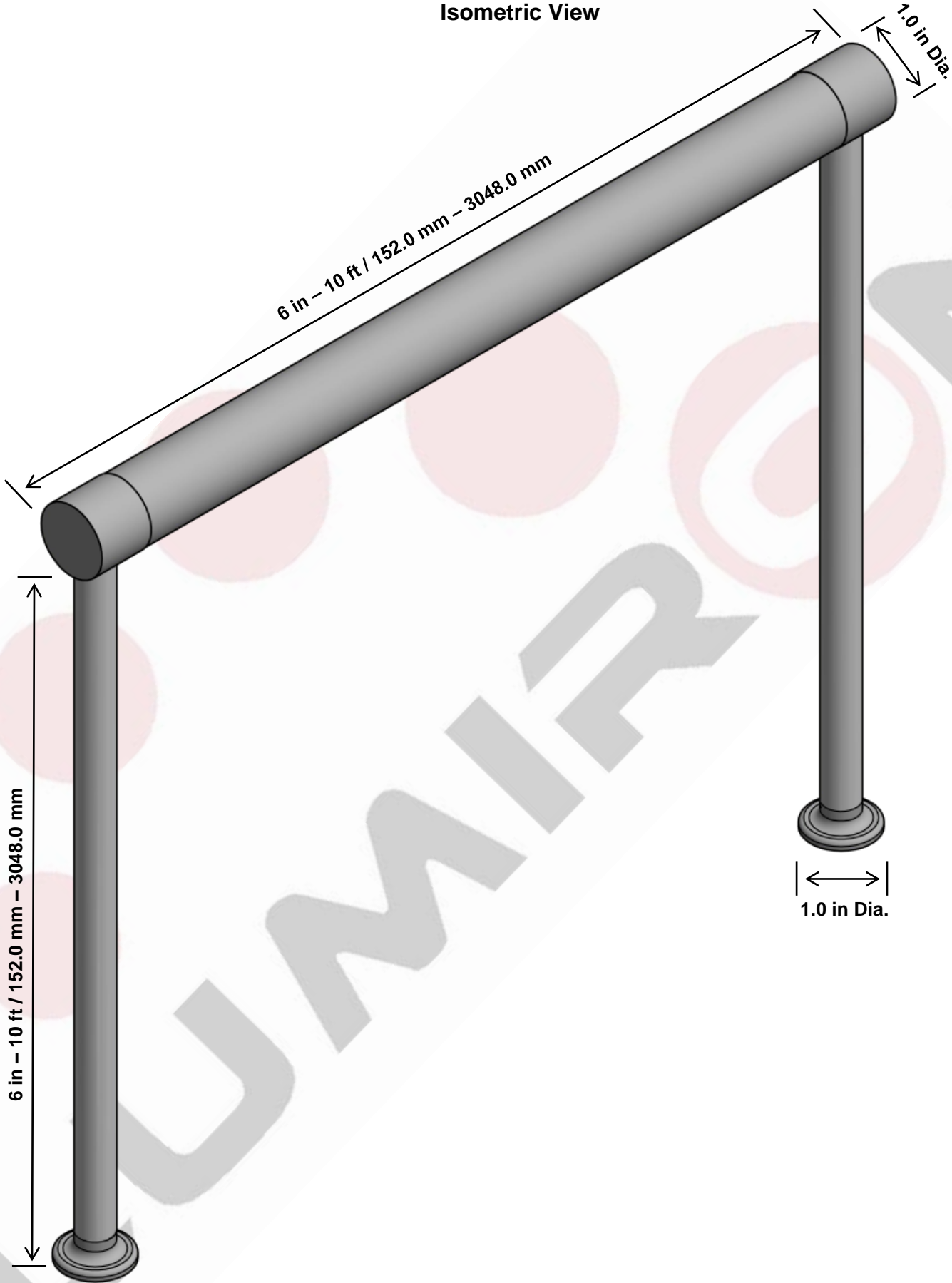
12 or 24 VDC

24 LED PER/ft





Isometric View



To view the 3D model of the Linear LED above please visit the website.